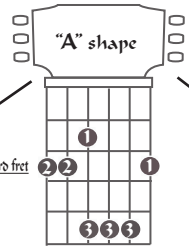
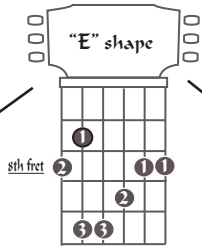


# Major & Minor chord Arpeggio shapes

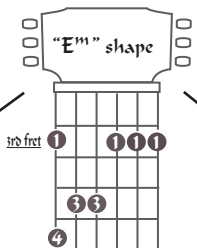
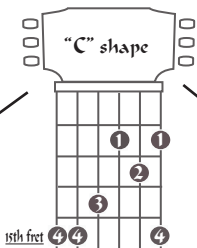
**Instructions:** Here are the 3 most commonly used arpeggio shapes written out in tab, with Gypsy picking directions included. They're tabbed out using the same fret position as the arpeggio boxes in the previous page.



U U V U U U U U U U U V U U U U V U U

8	8	3	3
9	9	5	5
10	10	2-5	5-2
7-10	10-7	3	3
8	8	3	3

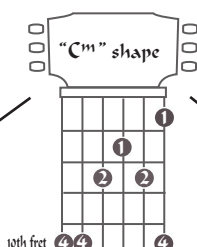
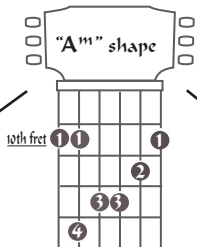
1 & 2 & 3 & 4 & 1 & 2 & 3 & 4 & 1 & 2 & 3 & 4 & 1 & 2 & 3 & 4 &



U U U U U U U V U U U U U U U V

12-15-12	3	3	3
13	3	3	3
12	3	5	5
14	5	5	5
15	3-6	6-3	6-3
15	15	15	15

1 & 2 & 3 & 4 & 1 & 2 & 3 & 4 & 1 & 2 & 3 & 4 & 1 & 2 & 3 & 4 &



U U V U U U U U U U U V U U U V U U

10	6-10-6	8	8
11	8	7	7
12	7	8	8
12	10	10	10
10-13	10	10	10
10	10	10	10

1 & 2 & 3 & 4 & 1 & 2 & 3 & 4 & 1 & 2 & 3 & 4 & 1 & 2 & 3 & 4 &